

FOR RESIDENTIAL AND COMMERCIAL APPLICATIONS

Introducing the
Dutemänn Bi-Fold

Precision engineered Schuco aluminium bi-folding doors



DUTEMÄNN BI-FOLD


Dutemänn bi-folding doors are a German designed system offering a minimalist, precision engineered product at an affordable cost. The perfect solution for your home.

Amazing
120mm
Ultra Slim
Sight Line

Style Choices

Whether you choose a bespoke bi-folding door, or a standard size door from our pre-fabricated range (see page 10 for details) both are made to the same high specification. A wide choice of colours, opening configurations and glass types allow you to specify your purchase to suit your property style. Each panel can be

made to a maximum of 1200mm wide and 3000mm high, allowing you to maximise the glass area introducing more natural light. Slim aluminium sections are used to minimise sight lines and maximise glass area. Contemporary ironmongery in a choice of colours adds to the sleek appearance of our doors.



APPLICATIONS

Our doors are used for a range of domestic and commercial applications such as: Open plan living areas, Sun Rooms, Balconies, Swimming Pools, Garden Buildings, Restaurants, Showrooms.

SECURITY

Security is always an important factor when purchasing a door for your home, and our product has been designed with this in mind. We only fit police approved Secured by Design multi point locks on the main doors, which are operated with BSI Kite marked key cylinders.

All intermediate panels have concealed steel shoot bolts that engage securely into the top and bottom tracks. Toughened safety glass is fixed into the panels with beading on the inside so it cannot be removed from the outside.

MORE GLASS

The Schuco system is not only strong and durable it has industry leading sightlines of just 120mm.

So when your door is closed and secure there is only 120mm between the panes of glass, although slim, the system is very strong and able to support panels of up to 3000mm in height and 1200mm in width.

With a sightline of just 120mm the Schuco bi-folding doors is almost 25% slimmer than it's leading competitor making Schuco the obvious choice for your project.

FULLY ADJUSTABLE

This is a very important consideration when purchasing a folding door. Natural expansion and settlement of building materials may result in the requirement for adjustment after installation. Unlike most other folding door systems our product can be fully adjusted with ease, ensuring that the door will always be fully functional and weather proof.

FINISH

The doors can be finished in one of our standard colours or a choice of over 200 RAL colours. The powder coat finish is applied to the aluminium extrusions in a controlled factory environment ensuring a high quality finish. For coastal locations the finish can be upgraded to marine grade.

Our standard colour range is available in five subtle, natural **matt** finishes and a gloss white option.



Gloss White
RAL 9016



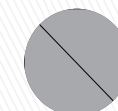
Anthracite
RAL 7016



Black
RAL 9005



White
RAL 9010




Slate Grey
RAL 7015



Pebble Grey
RAL 7032





ENERGY PERFORMANCE

Our systems are manufactured to outperform current U value building regulations. The internal aluminium frame sections are separated from the external with a thermal barrier minimising any heat loss. In addition, we fit high performing glass sealed units specifically designed to reflect heat back into your home.

The combination of a thermal barrier, multiple weather seals and high performing glass maximises heat retention in your home, increasing fuel efficiency and helping to minimise fuel bills.

WEATHER RESISTANCE

The door system is designed for all European climates. The panels and frames have multi layered rubber weather seals ensuring resistance to the worst of the British weather.



GLAZING OPTIONS

Double glazed units with an argon filled cavity are supplied as standard, there are various upgrades available depending on your requirements:

Triple Glazing

The addition of an extra sheet of glass greatly reduces the U value, which helps to retain more heat in your home. Triple glazing is also a superb sound insulator which increases the doors ability to reduce noise pollution from outside the home – a huge benefit should you live close to a busy road or airport.

Solar Control Glass

This option is best suited to properties with South or South West facing elevations. A special coating on the outside of the glass deflects the heat of the sun giving you greater control over your room temperature.

Easy Clean Glass

This specially treated glass has all the benefits of our standard units but with the added bonus that dirt is easily washed away by conventional cleaning or rain.

Your Dutemänn Bi-Folding Door is Guaranteed for 20 years against mechanical failure

Our Schuco bi-folding doors have passed the requirements of Part Q of the building regulations.

Part Q is the latest upgrade to the building regulations in England and targets the security of glazed products within your home. So if your property extension needs to meet this exacting security standard then we have the solution for you, simple! Ask your sales advisor for more information.

Twenty years safe and sound

When investing in improving your home it is always important that you choose a product that is "guaranteed to last" like our Schuco Bi-fold.

Manufactured by Dutemänn, a specialised fabricator in the UK using only the best components throughout the manufacturing process means, we will Warranty all of the doors components for TWENTY years.

This Warranty will give you the peace of mind you deserve when purchasing a quality item for the home. In return we simply ask that you regularly clean the doors with warm soapy water and ensure that all moving parts are operating smoothly and no debris has found its way into the moving parts or track.

Full details of cleaning/maintenance will be within your operation guide.



A COMPLETELY FRAMELESS CORNER FOR UNINHIBITED VIEWS

One feature of our aluminium framed bi-folds that really makes a house stand out is our cornerless (post free) option. We've made many of these over the years and can truly say they look stunning and completely transform rooms.

The Schuco Corner Bi-Fold by Dutemänn provides a completely frameless corner so that your view is uninhibited. It also offers the benefits of a wide choice of styles, quiet operation, perfect weather tightness, and

high transparency. The beautiful design, flexibility and exclusivity of Dutemänn cornerless bi-folding doors make them popular with homeowners and ideal for large opening width commercial installations such as hotels and restaurants.



THE DUTEMÄNN CORNERLESS BI-FOLDING DOOR

For technical reasons it is best to have an odd number of door leafs on both sides, but as a minimum we can make cornerless bi-folds that have only one side with an odd number of panels. Ninety degree angled corners come as standard.

The doors can be finished in one of our standard colours or a choice of over 200 RAL colours. The powder coat finish is applied to the aluminium extrusions in a factory controlled environment ensuring a high quality finish. For coastal locations the finish can be upgraded to marine grade.



SUPERB FEATURES

- Wide choice of styles
- Quiet operation
- Perfect weather tightness
- Thermally efficient
- High transparency
- Ultra slim 120mm aluminium frames
- Low U values
- Anti-finger trap gasket
- 200 RAL colours
- High security locking
- Stylish hardware options
- 20 year guarantee

CONFIGURATIONS

Our bi-folding door configurations are offered in over 200 RAL colour finishes as well as 6 standard colours from stock (see page 5). Dutemänn aluminium precision bi-fold doors come complete with your choice of hardware and can be manufactured to accommodate 28mm and 44mm triple glazed glass units.

	maximum width in metres									
	1.2m	2.4m	3.6m	4.8m	6.0m	7.2m	8.4m	9.6m	10.8m	12.0m
1 panel	✓									
2 panel		✓								
3 panel			✓							
4 panel				✓						
5 panel					✓					
6 panel						✓				
7 panel							✓			
8 panel								✓		
9 panel									✓	
10 panel										✓

MATCHING DOORS

We understand that during planning for your renovation, you may find the need to have a separate door into your outside space such as a set of French doors or indeed a single door.

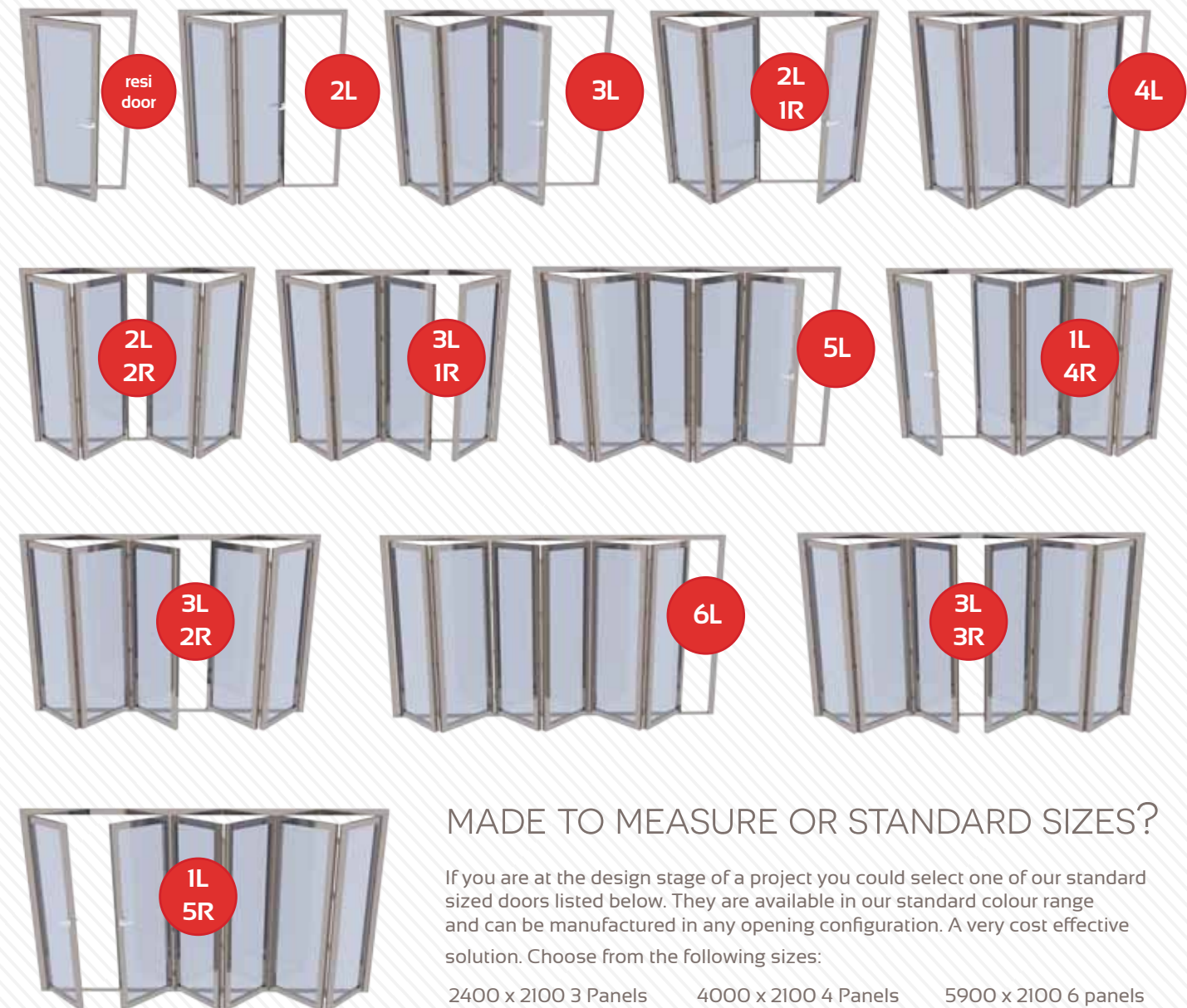
So when choosing a bi-folding door from us you can also specify a MATCHING single or French door. Both our single and French doors have identical hinges and hardware giving you peace of mind for security and longevity.



DOOR OPENINGS

Our bi-fold doors can be manufactured folding to the left, right or to both sides. A pass door can be incorporated in the system, which can be used like a normal external door, leaving the other panels locked in place. For practical reasons most people choose to open the doors to the outside, but they can be manufactured opening inside if required.

The illustrations provided are just a sample of possible openings, for more options please speak to your advisor.



MADE TO MEASURE OR STANDARD SIZES?

If you are at the design stage of a project you could select one of our standard sized doors listed below. They are available in our standard colour range and can be manufactured in any opening configuration. A very cost effective solution. Choose from the following sizes:

2400 x 2100 3 Panels	4000 x 2100 4 Panels	5900 x 2100 6 panels
3000 x 2100 3 Panels	5000 x 2100 5 Panels	

Call 01322 771213 for more information
or email sales@dutemann.co.uk

Your Dutemänn Authorised Installer

Dutemänn Bi-Fold



DUTEMÄNN
exceeds expectations



Dutemänn is a trade manufacturer of quality aluminium composite entrance doors, patio doors and bi-fold doors. We work as a specialist aluminium door supplier to installers, developers and builders. We also supply other fabrication businesses who don't want to disrupt their core production to manufacture a non-core product.

Dutemänn UK Limited

R3 Lower Road • Northfleet Industrial Estate • Northfleet • Kent DA11 9SN
T +44 (0)1322 771213 • E sales@dutemann.co.uk
www.dutemann.co.uk