

CLASSIC & AUTHENTIC COLLECTION

*Sash Windows*

**master**frame<sup>®</sup>



*An Exclusive Range of Custom Made Sash Windows*



## *Consider your investment carefully*

**Replacing your windows is not a decision to be made lightly. Your choice of window style can have a dramatic effect on the appearance and character of your home, and devalue it if you get it wrong.**

No window can offer the grace and charm which characterises Sash Windows. The beautiful Classic and Authentic Collection of sliding sashes can transform a period property, provide exceptional performance whilst retaining the proportion and elegance of traditional wooden sash windows.

The Classic and Authentic Collection can also be a valuable addition to transforming man produced budget homes into prestigious desirably modern developments.

Manufactured by one of the United Kingdom's only true sash window specialists, dedicated to sash windows since 1988 and at the forefront of innovation, each and every window is made to order, bespoke, to your exact requirements.

*Classic &  
Authentic*











# *The Classic & Authentic Collections — Key Features & Benefits*

**You're not expected to be sash window experts, that's our job, but we do want you to be proud of your home and completely satisfied with the choices you make. These collections are absolutely breathtaking and you will not be disappointed, but it's important you consider the choices you have when ordering your windows.**

**Elegant Proportions** – Elegant Proportions – It is common with standard window styles to have unevenly sized panes which destroy the traditional elegant sightlines of sash. Each window will be perfectly balanced to ensure that Georgian panes are equally sized, within it.

## **Frame & Sash**

- **Classic Collection:** Has Ovolo detail sashes internally & externally, and Ovolo Georgian bars, to both sides of the sealed glass unit. Black external gasket, whilst encased, will not discolour, whilst the White internal gasket enhances the interior appearance.
- **Authentic Collection:** Has Ovolo sashes and Georgian bars internally and chamfered putty line sashes and external Georgian bar to create a more traditional appearance.

**Decorative Horn Detail** – Original sash windows had external jamb rails commonly known as sash horns. Whilst these are now decorative you may prefer continuous, run through horns which are also available.

**Geo Bars** – Unique, patented, interlocking bars and a metal Georgi-Clip® ensures plant on bars remain clamped to the surface of the glass, fitting the sash snugly and guaranteed by BBA testing, to remain adhered for the life of the sealed unit.

**Finishes** – The Classic and Authentic Collections are both available in a plain gloss PVC-U finish or with a white wood grain foiled finish to recreate the look of traditional painted timber without the maintenance! Availability is in any RAL colour, including Farrow & Ball.

# Inclusive Features

1. A choice of 147mm or 133mm Ovolo sculptured outerframe
2. A choice of Ovolo or Chamfered Sashes Externally
3. Black concealed gaskets
4. Tilt Restrictors to all Sliding Sashes (dependent on window size)
5. 2 part lift in, lift out pivot bars
6. Ultralift pretensioned balances
7. Balance retaining clips (Exclusive to Masterframe)
8. Choice of fully Suited hardware colour (white / brass effect / chrome / pewter)
9. Key locking cam catches (2 per frame on windows over 925mm or with a central vertical Georgina bar)
10. Georgi Clips where Georgian designs requested (Exclusive to Masterframe)
11. Cill gaskets (Exclusive to Masterframe)
12. Foam baffles to prevent draughts (Exclusive to Masterframe)
13. Window Energy Rating A as standard



2. Putty Line Upper and Lower Sash Detail (Authentic)



25. Putty line plant on bar external (Authentic Only)



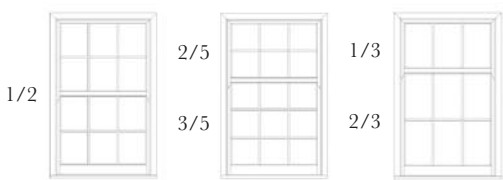
	4	8	8	9	10	12	
System U Value 1.5		10 year guarantee					



# Optional Features

14. White wood grain foil finish available on Classic and Authentic collections (147mm frames only)
15. A pair of lockable Limit Stops to reduce opening initially to 100mm
- 16a. Plant on Decorative Horns (available on gloss finish only)
- 16b. Continuous Decorative Horns (available on gloss finish only)
17. Trickle vents to sash
18. Piece projecting cills available (offering projection of 27/ 64 / 104 / 144mm)
19. Fixing lugs
20. Bay corner posts and trims
21. Sash Secure / BS7950 Secured by Design upgrade (using alternative cam catch)
22. Egress options
23. Fixed sashes
24. Two position keep to allow windows to be locked in open position
25. Ovolo plant on bar externally and internally (on Classic & Authentic)
26. Putty line plant on bar externally and Ovolo plant on bar internally (Authentic only)
27. Integral 18mm / 25mm bar
28. Deep bottom rail option
29. Sashminder secondary lock to lower sash
30. Cream wood foil colour option
31. Cherry colour option (Classic only)
32. Sprayed in any RAL colour

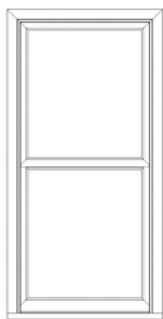




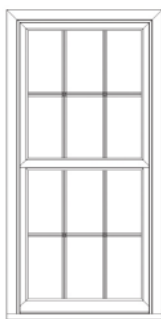
Variable Transom Drop Positions available to all windows

# The Classic & Authentic Collection – Styles

Classic and Authentic Collection Sash Windows can be manufactured in just about any style or shape you require, please ask if the design you require is not shown.



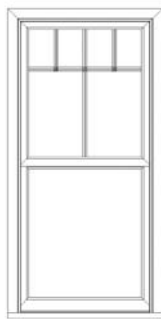
NON-BAR



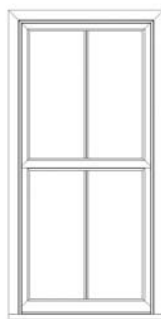
GEORGIAN



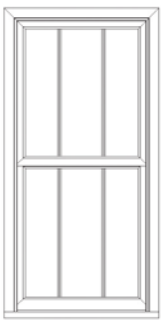
HALF GEORGIAN




GEORGIAN VARIANT



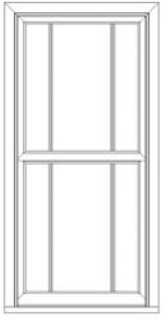
CENTRE BAR  
A Late Victorian Form



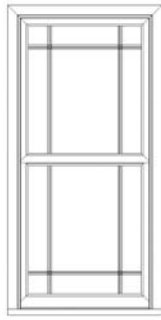
THREE LIGHT  
A Victorian Cottage Style




ASYMMETRIC




OFFSET THREE LIGHT  
Variation of Victorian Cottage Style



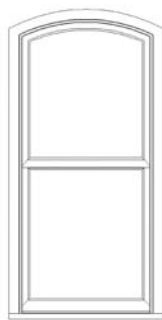
MARGIN  
A Regency Pattern



FIRE EGRESS A




TRUE ARCH



SWEPT HEAD  
For Individual Character



COUPLED STYLE 2



COUPLED STYLE 3









# Glossary of Terms

## 133mm or 147mm outerframe depth

Ovolo detail to 147mm outerframe internally and externally. 133mm have a square outerframe detail internally.

**The Standard Ovolo detail appears on the upper and lower sashes on the Classic collection both internally and externally. For the Authentic collection, this has Putty Line externally and Ovolo detail internally.**

Our sashes are multi chambered, this means there are three individual pockets inside the sections. This enables the steel reinforcement to be sealed in it own compartment, well away from the separate drainage channel, allowing **concealed drainage, eliminating the need for unsightly face drainage caps.**

## Deep Bottom Rail

Retaining the original sightlines, framing the window perfectly in the opening. Not Standard specification, but we are happy to include this if you would like.

## Black Concealed Gaskets

Giving increased glass visibility.

## Tilt Restrictors to all sliding sashes

Tilt restrictors are metal side arms, made from stainless steel, that allow sliding sashes to be tilted for cleaning safely. It's vital that two pairs of stays are fitted to each window, some companies will cut corners by fitting tilt restrictors to the lower sash only ... or by fitting just a single tilt restrictor to each sash. A pair of tilt restrictors on each sash provides double the safety for you. Particularly large sashes cannot be allowed to tilt for cleaning, as the sash is simply too heavy. That's why uniquely, on every Classic & Authentic window that exceeds the safe size for tilt restrictors, a short pair of **safety stays** are fitted. So if large windows are accidentally opened they remain vertical, preventing accidental damage.

## Ultralift Balances

A smooth operating balance, that are pre tensioned. These sturdy balances, are designed for weights up to 27kgs. We have had these independently tested at the BBA to exceed 20,000 cycles, which is over 25 years if the sash was opened twice a day.

## Balance retaining clip

Goods in transit are liable to move about a bit. It's natural and impossible to prevent, be it movement around the factory, on the delivery vehicle or just the fitters installing the window in your home. Not surprisingly then, sometimes the balance springs would slip off the "shoe" slide, the connector between the balance and sash requiring a service call. **This will never happen with Classic and Authentic Collection windows.** Our exclusive retaining clips, once snapped into position, firmly hold the balance in place for life, so you will **never need a service engineer to make any adjustments.**

## Georgi Clips Georgi® Clips

Whilst astragal bars recreate the original appearance most companies use a double-sided sticky tape to keep them in place. Cut into short lengths approx 6" long, they tend to be "gappy" but consider this...

**How do you move the sash windows with the bars or handles? Most people use the bars & that's a big problem with many modern windows, the bars come off in your hand!**

Firstly we use a high tack adhesive tape,

Secondly we interlock every joint where the bars meet,

Thirdly we clamp the bars around the sealed units with our unique Georgi-clips (Patented to our company).

## Cill Gaskets

Where the frame joins the cill, most window manufacturers will apply a wet silicone seal to help prevent leaks or moisture ingress through your frames. This can be risky as sometimes the windows are moved before the silicone sets or even worse; it is forgotten to be applied. **You won't know this has happened until you see damp patches on the internal walls around your window frames! This cannot happen with our windows which have a cill gasket fitted to ensure water cannot infiltrate your home.**

## Foam Baffles

Old sash windows do not have any seals. They relied on the wood being manufactured to a snug fit. Unfortunately over the years they warp or swell, or get painted shut or have bits planed off, so they end up rattling and draughty. Modern



materials are expected to retain their shape forever, not needing to be planed or painted and the window sections are extruded with small retaining channels for brush piles to be inserted around the edges of the sashes. That's why when **we test our windows in extreme conditions** and find a soft spot, **we go on to invent a solution** ... in this case foam baffles. **Every Classic and Authentic window is fitted with these as standard to prevent draughts.**

A pair of lockable limit stops to reduce initial opening size to 100mm.

These are metal stops that are designed to prevent a window from opening beyond 100mm (4" approx.), however, they can be locked in the recessed position; to allow windows to open freely.

#### Decorative Horn Detail

Available in either continuous or plant on design, these are decorative extras below the top sash. Originally their purpose was to prevent the sash being pulled down too far and loosening the lead weights inside the box. Today they are purely decorative, recreating the traditional appearance of box sash windows.

#### Window Energy Rating

The Classic and Authentic Collections are **BFRC A rated** as standard.

#### Secured by design & BS7950 Upgrade

The Secured by Design programme is endorsed and supported by The Association of Chief Police Officers for England, Wales and Northern Ireland (ACPO) and the Association of chief Police Officers for Scotland (ACPOS) representing the police forces of the United Kingdom.

This means that your windows have been independently tested and deemed to be the most secure windows of their type available. **NOT** standard specification, please request if required.

All products confirm to the Construction Products Regulation and are **CE** marked as a sign of compliance







CLASSIC & AUTHENTIC COLLECTION

*Sash Windows*

**masterframe**<sup>®</sup>

Telephone 01376 510 410  
[www.masterframe.co.uk](http://www.masterframe.co.uk)